

BETTER TOGETHER

— NAFWB —



THREE REACH
FOR TRAIN
30 GIVE

NAFWB.ORG/3FOR30



RESOURCES

SOCIAL MEDIA | PODCASTS
CHURCH TOOLS | PRINT RESOURCES



NAFWB.ORG/RESOURCES

ONE

magazine

TELLING OUR STORIES

NOW AVAILABLE IN AUDIO: **ONEMAG.ORG**







NAFWB NEWS

**NAFWB.ORG/
NEWS**

Sign up for the
free bi-weekly
email newsletter
from the
Executive Office.



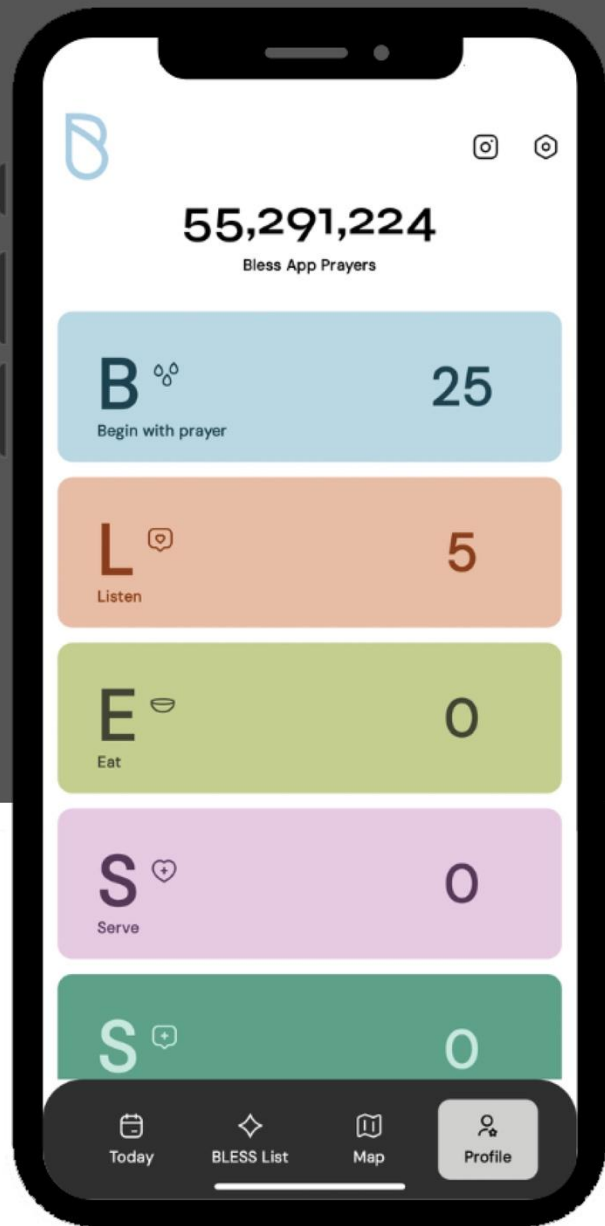
HOW WELL DO YOU **REALLY** **KNOW** YOUR NEIGHBORS?



know your
community
WITH **CHURCH ANSWERS**

NAFWB.ORG/KNOW





THE BLESS APP

PRAY | LISTEN | EAT | SERVE | STORY



**NAFWB.ORG/
BLESS**



BLESS YOUR NEIGHBOR

DAY OF
PRAYER
2025


NOV. 4

NAFWB

the HOPE INITIATIVE

A SIMPLE, BUT NOT
SIMPLISTIC, APPROACH TO
IMPACTING YOUR COMMUNITY
EFFECTIVELY WITH THE GOSPEL

partnering with CHURCH ANSWERS




NAFWB.ORG/
HOPE



Are you ready?

*Don't let your fear of not
knowing what to do
keep you from helping someone!*



FIRST AID
for
EMOTIONAL HURTS




NAFWB.ORG/
FIRSTAID



—THE—
SHEPHERDING
—INITIATIVE—

QUESTIONS@
NAFWB.ORG



REFRESH COUNSELING

FOR PASTORS & FAMILIES

FOR THE MOMENTS YOU NEED IT MOST
QUESTIONS@NAFWB.ORG



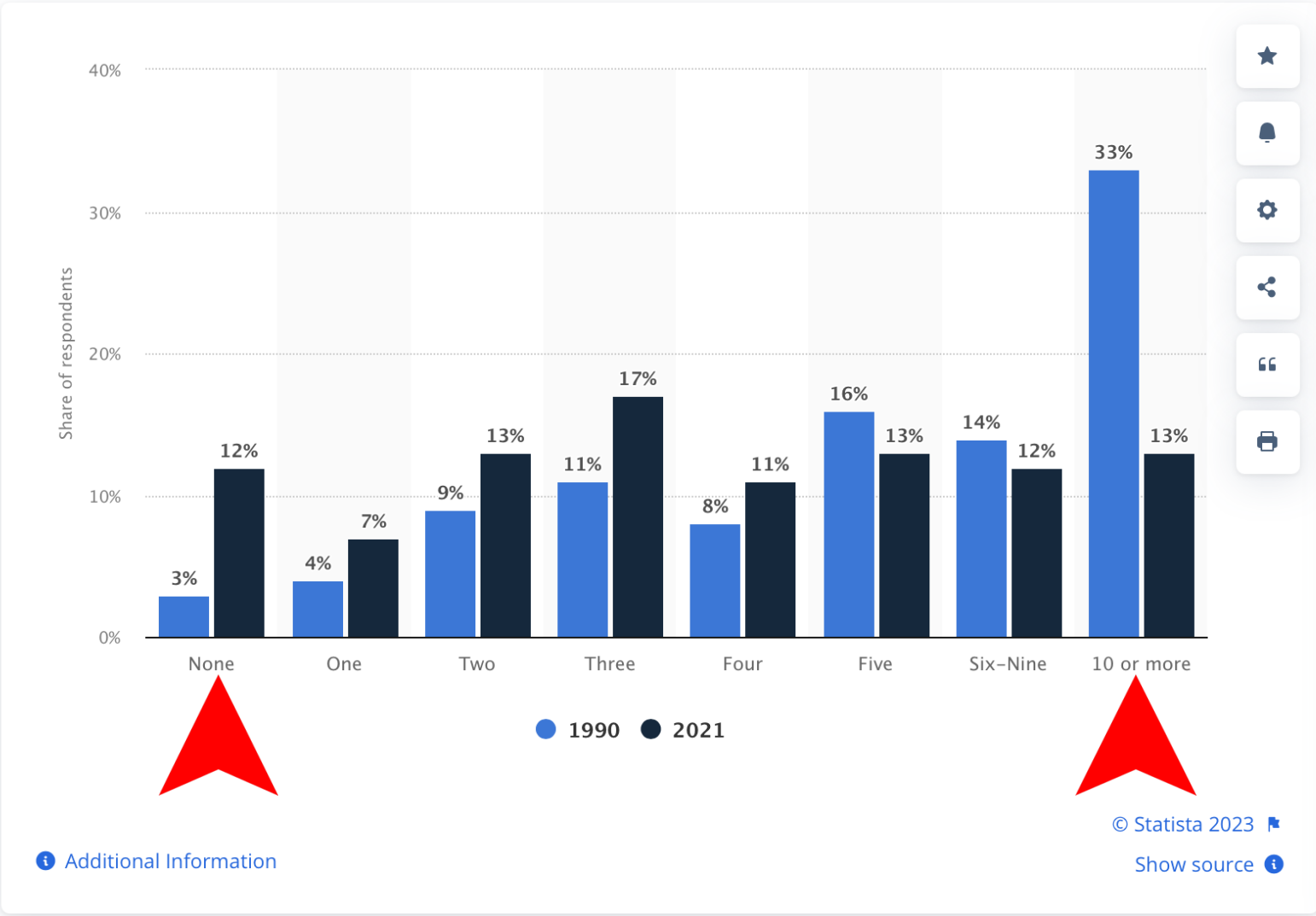


Better Together

Ecclesiastes 4:9-12



Number of close friends had by adults in the United States in 1990 and 2021



DOWNLOAD

PDF + XLS + PNG + PPT +

Sources

- [Show sources information](#)
- [Show publisher information](#)
- [Use Ask Statista Research Service](#)

Release date

June 2021

Region

United States

Survey time period

May 14 to 23, 2021

Number of respondents

2,019*

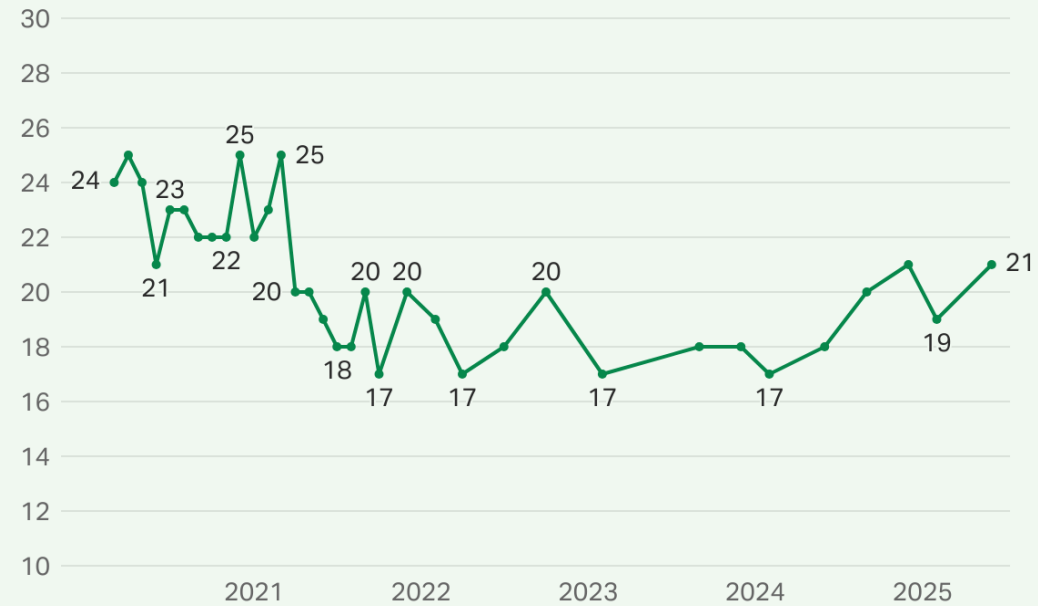
Age group

18 years and older

Daily Loneliness Edges Back up to 2021 Levels

Were you lonely a lot of the day yesterday?

% Yes



Source: Gallup Panel

GALLUP

Daily Experiences of Loneliness Climbing for All Age Groups Except 65 and Older

Were you lonely a lot of the day yesterday? % Yes

Year	Quarter 1, 2023	Quarter 2, 2025	Change Between 2017 and 2025 (pct. pts.)
All U.S. Adults	17	21	4
Gender			
Male	16	21	5
Female	18	21	3
Age			
18-29	24	29	4
30-44	20	25	6
45-64	14	19	5
65 and older	13	15	2

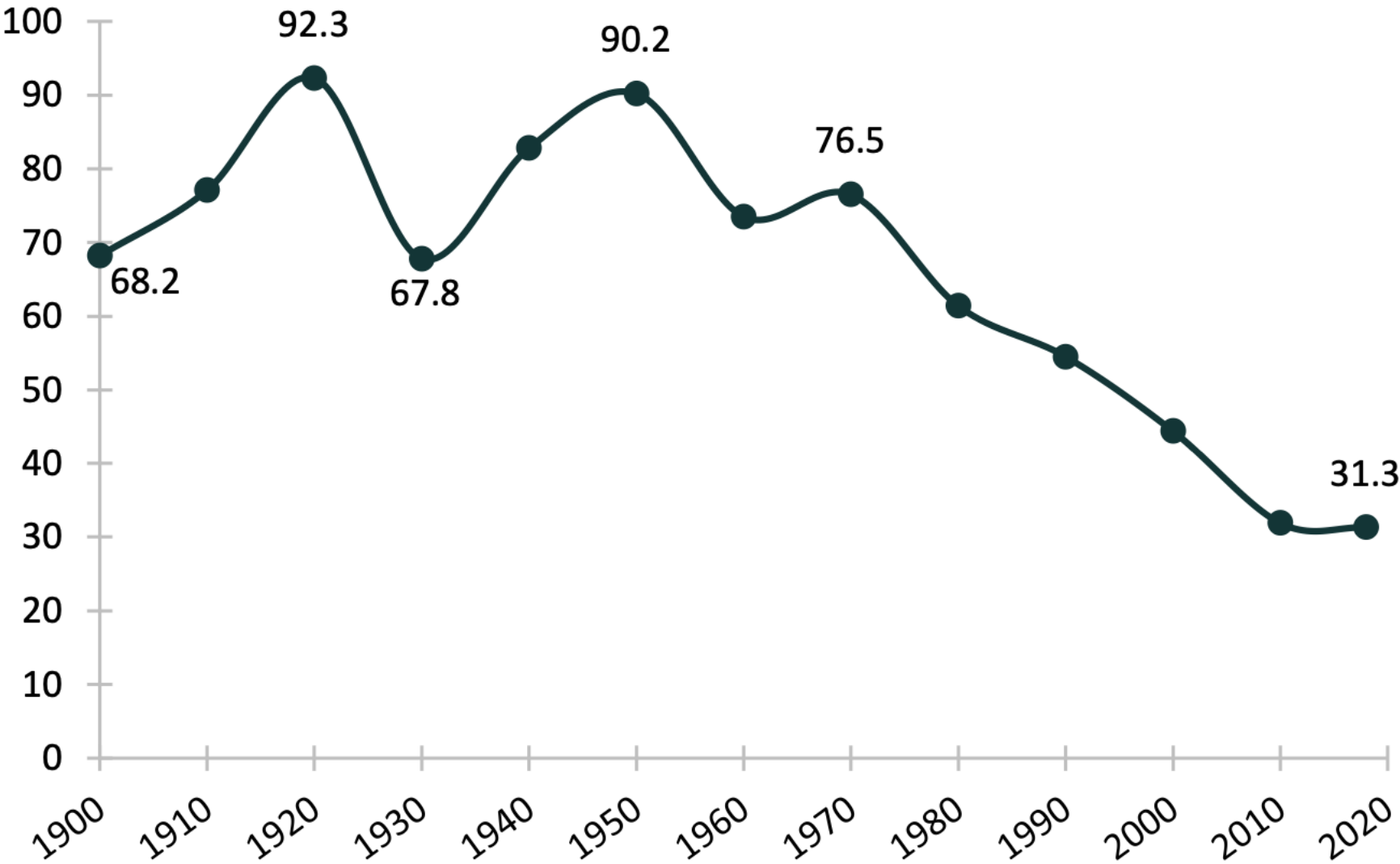
Source, Gallup Panel. Q1-23 n=5,167; Q2-25 n=5,402

GALLUP

Marriage: More than a Century of Change, 1900-2018

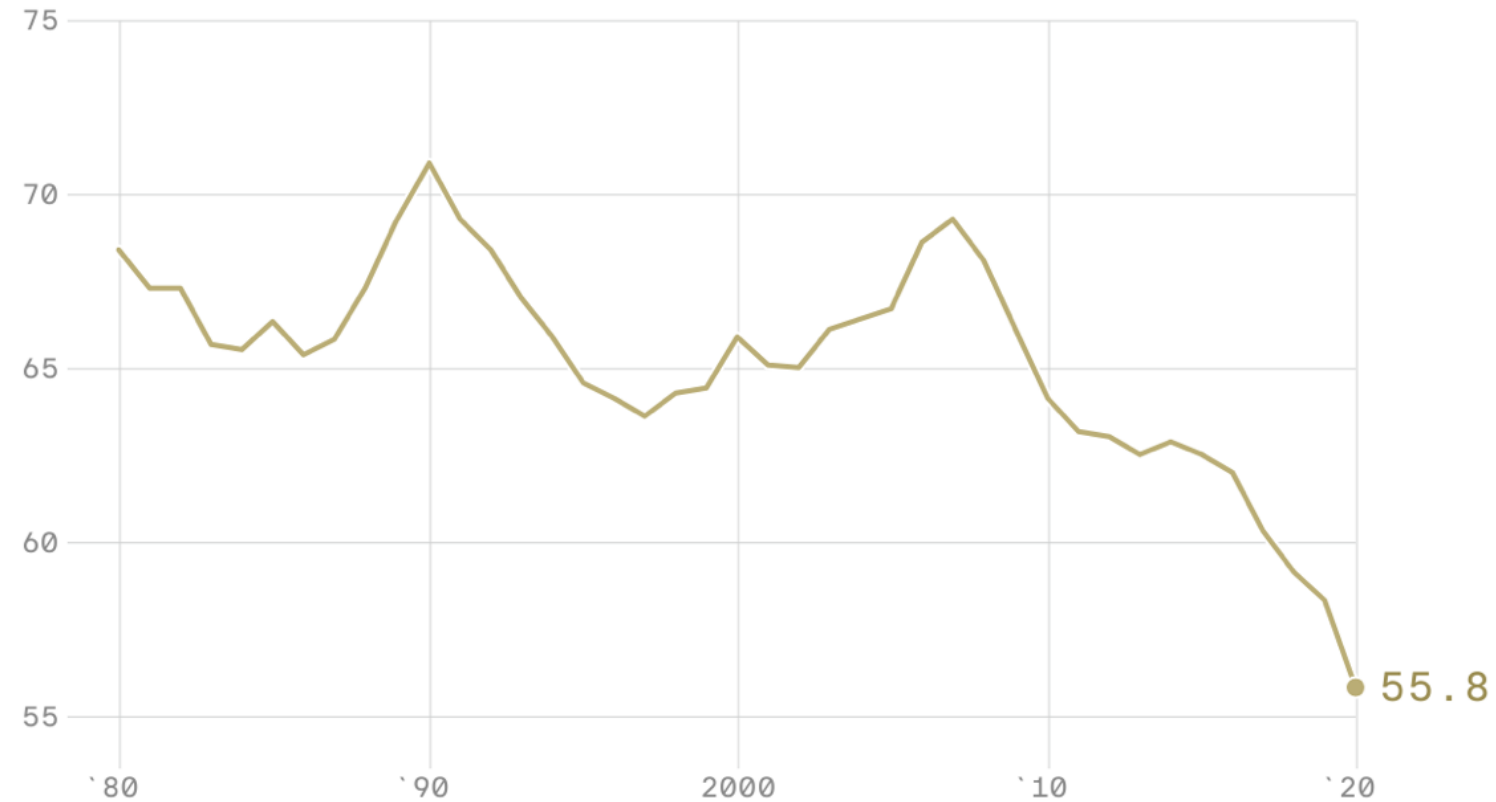
Author: Valerie Schweizer

Figure 1. Women's Marriage Rate, 1900-2018



Births per 1,000 U.S. women ages 15-44

Annual live births, 1980-2020



Credit: Axios visuals; Source: CDC

More than 1 in 10 Americans—around 40 million of us—stopped attending church in the last 25 years.

New research using cell phone location data suggests weekly church attendance (defined as 36 weeks of the 47 studied) is at just 3 percent. And even where church attendance has rebounded since pandemic shutdowns, congregational involvement still lags.

Two are better than one; because
they have a good reward for their
labour.

Ecclesiastes 4:9

For if they fall, the one will lift up
his fellow: but woe to him that is
alone when he falleth; for he hath
not another to help him up.

Ecclesiastes 4:10

Again, if two lie together, then
they have heat: but how can
one be warm alone?

Ecclesiastes 4:11

And if one prevail against him, two
shall withstand him; and a
threefold cord is not quickly
broken.

Ecclesiastes 4:12



Better Together

Ecclesiastes 4:9-12





Two are better than one;
because they have a good
reward for their labour.

Ecclesiastes 4:9

SMART SKILLS — JANUARY 5, 2022

Married people earn more than single individuals. Here's why.

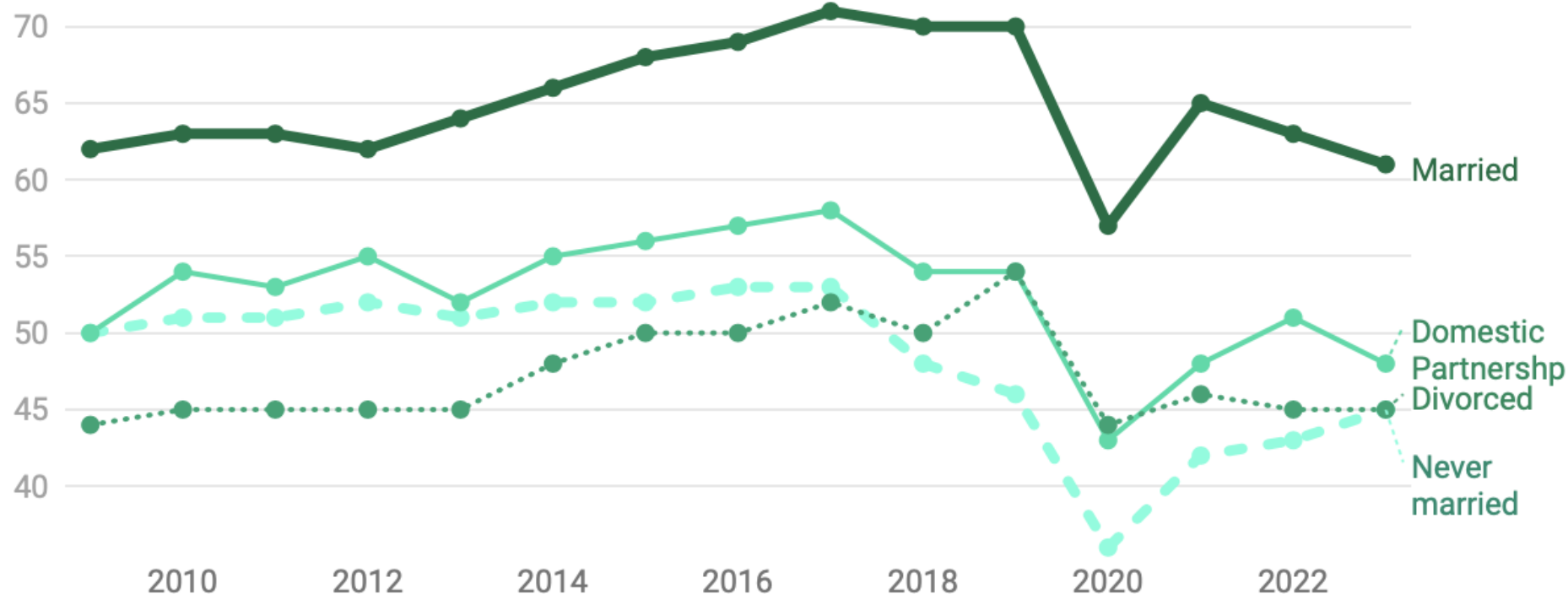
A recent study offers new insights into the so-called marriage wage premium.



(Credit: zimmytws via Adobe Stock)


Well-being by marital status for U.S. population aged 25 to 50, 2009-2023

% thriving, annual average



Sample size is 795,904 U.S. adults. Thriving defined as a 7 or higher on current well-being and 8 or higher on anticipated wellbeing in 5 years, both on a 0-10 scale.

Source: Data from 2009-2019 are based on the Gallup National Health and Well-Being Index; data from March 2020-November 2023 are from the Gallup Panel. • [Get the data](#) • Created with [Datawrapper](#)



s From ETEAM, Truth & Peace, YET, CTS, and CMP

Keeping Our College Students

By Eddie Moody



COUNTRIES

AREAS OF WORK

BRAZIL

READ MORE

AREAS OF WORK

BULGARIA

READ MORE

AREAS OF WORK

CÔTE D'IVOIRE

READ MORE

AREAS OF WORK

CREATIVE ACCESS

READ MORE

AREAS OF WORK

EDUCATIONAL SPECIALISTS

READ MORE

AREAS OF WORK

FRANCE

READ MORE

AREAS OF WORK

India

INDIA

READ MORE

AREAS OF WORK

INTERNATIONAL STUDENTS—USA

READ MORE

AREAS OF WORK

JAPAN

READ MORE

AREAS OF WORK

PANAMA

READ MORE

AREAS OF WORK

SAMBURU PEOPLE

READ MORE

AREAS OF WORK

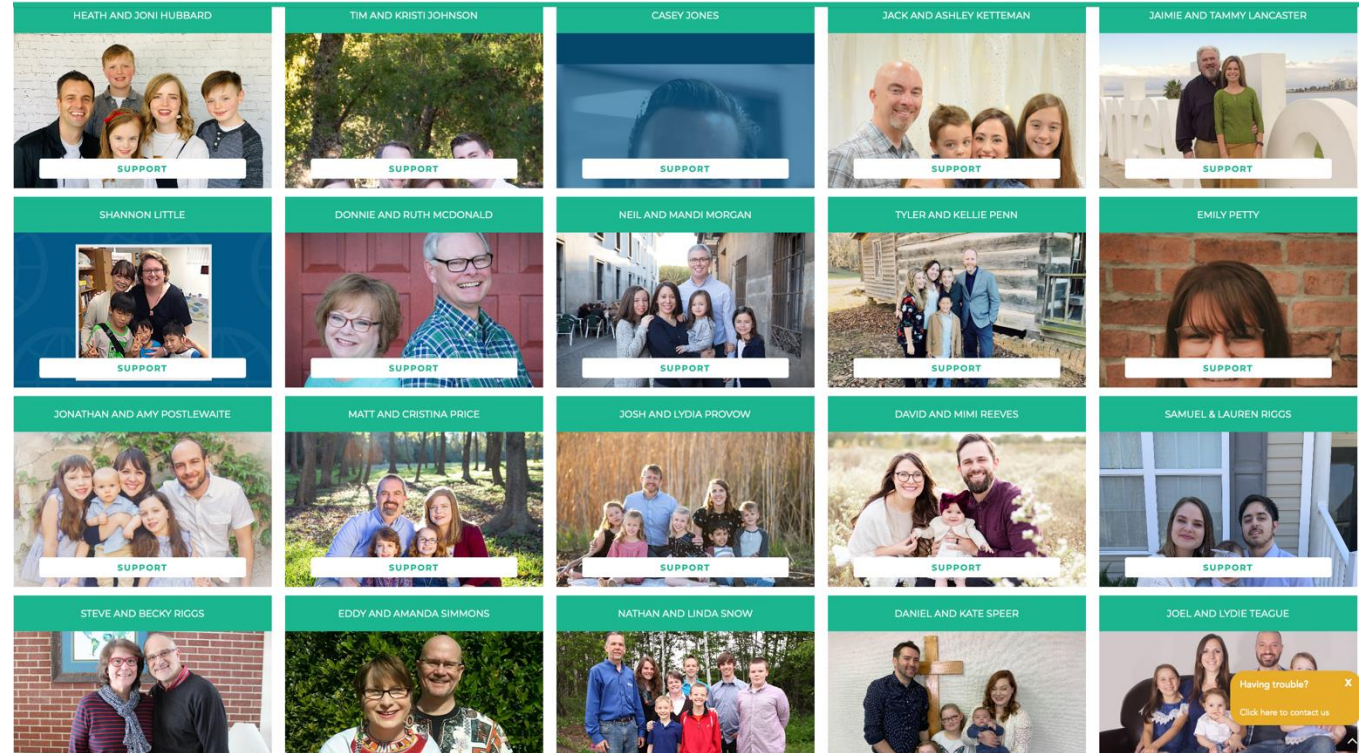
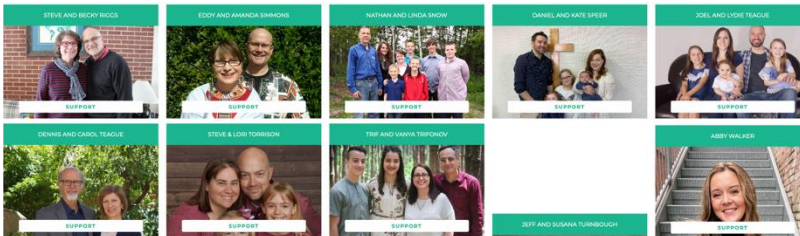
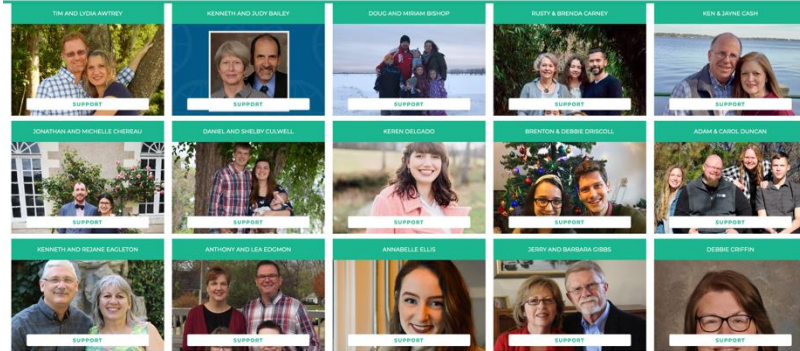
SPAIN

READ MORE

AREAS OF WORK

URUGUAY

READ MORE



Having trouble?
Click here to contact us.

For if they fall, the **one will lift up**
his fellow: but woe to him that is
alone when he falleth; for he hath
not another to help him up.

Ecclesiastes 4:10

[SSM Popul Health](#). 2020 Dec; 12: 100642.

Published online 2020 Aug 15. doi: [10.1016/j.ssmph.2020.100642](https://doi.org/10.1016/j.ssmph.2020.100642)

PMCID: PMC7452000

PMID: [32875051](#)

Life expectancy and active life expectancy by marital status among older U.S. adults: Results from the U.S. Medicare Health Outcome Survey (HOS)

[Haomiao Jia](#)^a and [Erica I. Lubetkin](#)^{b,*}

► [Author information](#) ► [Article notes](#) ► [Copyright and License information](#) [PMC Disclaimer](#)

Abstract

[Go to: ►](#)

Background

Previous investigations of the relationship between marital status and life expectancy and healthy life expectancy rely on the assumption that participants will remain in a given marital status until death. This study estimated total life expectancy (TLE) and active life expectancy (ALE) for respondents by their baseline marital status using a large longitudinal sample of the U.S. community-dwelling elderly population.

Methods

Data were from the Medicare Health Outcomes Survey Cohort 15 (2012 baseline, 2014 follow-up). We included respondents aged ≥ 65 years ($n = 164,597$). Multi-state models estimated TLE and ALE by marital status to allow participants' marital status to change during the remaining lifetime.

Religion may be a miracle drug: Column

Church attendance is correlated with longer life and a sense of meaning.

Tyler J. VanderWeele and John Siniff

Published 6:02 a.m. ET Oct. 28, 2016 | Updated 8:30 a.m. ET Oct. 28, 2016

[View Comments](#)



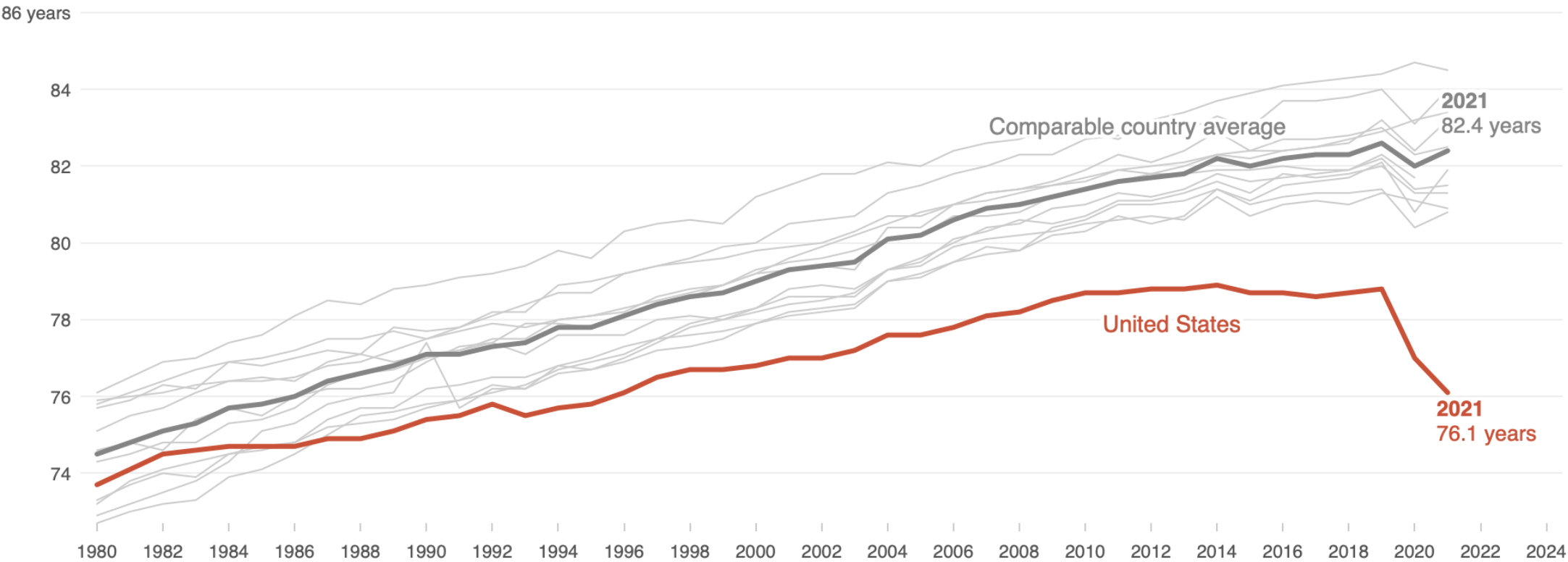
St. Roch Church in Staten Island, N.Y. Gregory A. Shemitz, Religion News Service Via USA TODAY

For if they fall, the one will lift up his fellow: but **woe to him that is alone** when he falleth; for he hath not another to help him up.

Ecclesiastes 4:10

Life expectancy continues to decline in the U.S. as it rebounds in other countries

Life expectancy around the world decreased in 2020 due to COVID-19. Most peer countries rebounded by 2021, while the U.S. continued to decline.



Source: [Peterson-KFF Health System Tracker](#)

Credit: Ashley Ahn/NPR

Apr 11, 2024 - News

Solo living is on the rise, but so is loneliness



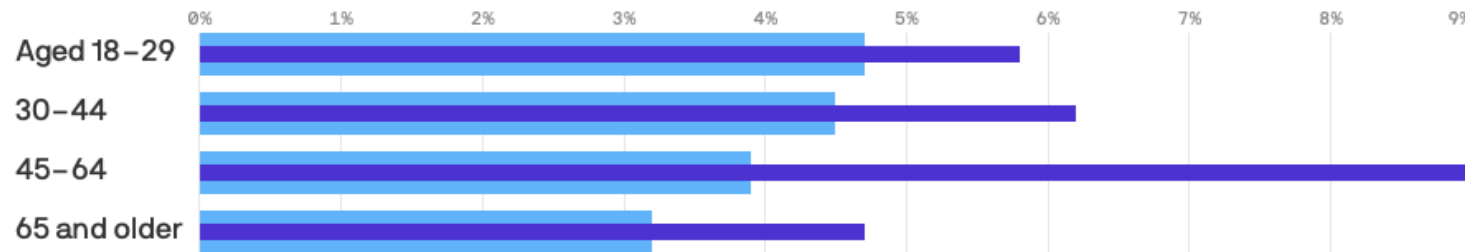
Arika Herron



Share of people who experienced feelings of depression, by living arrangement

Survey of 29,482 U.S. adults, 2021

■ Living with others ■ Living alone



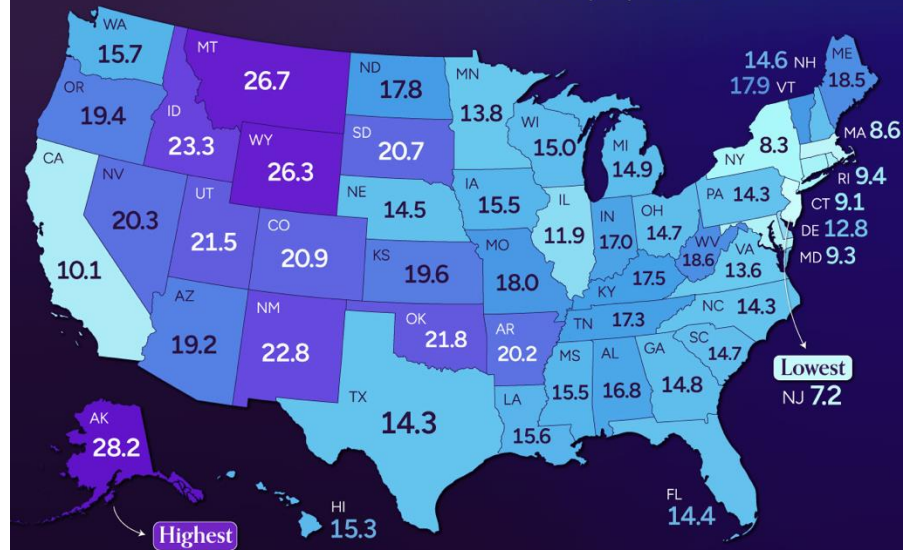
Data: National Health Interview Survey; Chart: Will Chase / Axios

Suicide Rates BY STATE

Suicide took over 49,000
U.S. lives in 2023, one
every 11 minutes.

5 30

Age-adjusted deaths per
100K people (2023)



Highest

Lowest
NJ 7.2

Help is Available

If you or someone you know is in crisis, you're not alone. Call emergency services in your country. In the U.S., dial 911 or text/call 988 for the Suicide & Crisis Lifeline.



Source: CDC



Where Data Tells the Story



Again, if two lie together, then
they have heat: but how can
one be warm alone?

Ecclesiastes 4:11

Erasmus | Atheist churches


The elusive phenomenon of churches without God

When a group sings, talks and bonds like a religion but may not be one



And if one prevail against him, two
shall withstand him; and a
threefold cord is not quickly
broken.

Ecclesiastes 4:12



Joseph Siffrein Duplessis –
Benjamin Franklin



We must, indeed, all hang together,
or assuredly we shall all hang
separately.

NAFWB



Neither pray I for these alone, but for
them also which shall believe on me
through their word;
That they all may be one; as thou,
Father, art in me, and I in thee, that
they also may be one in us: that the
world may believe that thou hast sent
me.

John 17:20-21



Better Together

Ecclesiastes 4:9-12

